










Transponders											
	Pos.	ansponc	Laps	lapsed Tim	Gap	Bib	Name	City	State	Category	Stage Elapsed Tim
	1	CZ-865	3	2h 25:26.		40	Paul Curley	TAUNTON	MA	Masters 50	2h 25:27.202
	2	PW-63	3	2h 25:26.	0:00:00.0	49	Mark Stein	TARPON SPRI	FL	Masters 50	2h 25:27.650
	3	NT-060	3	2h 28:02.	0:02:35.3	40	Martin Bates	ODESSA	FL	Masters 50	2h 28:03.919
	4	CW-35	3	2h 28:12.	0:02:45.9	40	Jeff Fleming	FORT LAUDE	FL	Masters 50	2h 28:12.715
	5	HX-017	3	2h 30:26.	0:05:00.0	41	Peter Carlos	COCONUT GR	FL	Masters 50	2h 30:28.211
	6	LC-850	3	2h 30:58.	0:05:31.9	41	Mark Holowesko	Nassau	BH	Masters 50	2h 31:04.130
	7	KP-228	3	2h 30:58.	0:05:31.9	40	Philip Howe	W. Friendship	MD	Masters 50	2h 31:04.172
	8	PW-49	3	2h 41:18.	0:15:51.5	40	Robert Stewart	JACKSONVILL	FL	Masters 50	2h 41:18.298
	9	NC-605	3	2h 44:04.	0:18:37.9	40	Stuart Ross	WASHINGTON	DC	Masters 50	2h 44:04.699