








**Transponders**

	Pos	Laps	Elapsed Time	Gap	Bib	Name	City	State	Category	ame Time Di	Stage Elapsed Time
	1	5	1h 10:03.1		412	Peter Carlos	COCONUT	FL	Masters 5	00.000	1h 10:03.152
	2	5	1h 10:03.1	0:00:00.	401	Martin Bates	ODESSA	FL	Masters 5	00.115	1h 10:03.267
	3	5	1h 10:03.1	0:00:00.	408	Paul Curley	TAUNTON	MA	Masters 5	00.174	1h 10:03.326
	4	5	1h 10:03.1	0:00:00.	407	Robert Stewart	JACKSONVI	FL	Masters 5	00.946	1h 10:04.098
	5	5	1h 10:03.1	0:00:00.	499	Mark Stein	TARPON SP	FL	Masters 5	01.307	1h 10:04.459
	6	5	1h 10:06.4	0:00:03.	403	Stuart Ross	WASHINGT	DC	Masters 5	00.000	1h 10:06.488
	7	5	1h 10:06.4	0:00:03.	402	Philip Howe	W. Friends	MD	Masters 5	01.507	1h 10:07.995
	8	5	1h 10:08.7	0:00:05.	413	Mark Holowesko	Nassau	BH	Masters 5	00.000	1h 10:08.749
	9	3	49:40.344	0:20:22.	405	Jeff Fleming	FORT LAUD	FL	Masters 5	00.000	49:40.344