



















### Transponders

	Pos	Laps	Elapsed Time	Gap	Bib	Name	City	State	Category	ame Time Di	Stage Elapsed Time
	1	5	1h 17:00.6		541	Leighton Anderson	Montego B	JA	Cat 4-5	00.000	1h 17:00.676
	2	5	1h 17:00.6	0:00:00.	265	Oshane Williams	Montigo Ba	JA	Cat 4-5	00.141	1h 17:00.817
	3	5	1h 17:00.6	0:00:00.	370	Thomas Seier	Schenectad	NY	Cat 4-5	00.740	1h 17:01.416
	4	5	1h 17:00.6	0:00:00.	508	Christopher Cava	HAMDEN	CT	Cat 4-5	01.111	1h 17:01.787
	5	5	1h 17:00.6	0:00:00.	512	Brandt Quick	Madisonvill	LA	Cat 4-5	01.481	1h 17:02.157
	6	5	1h 17:02.9	0:00:02.	529	Barron Musgrove	Nassau	BH	Cat 4-5	00.000	1h 17:02.918
	7	5	1h 17:02.9	0:00:02.	511	Tom Redpath	BOYNTON	FL	Cat 4-5	00.210	1h 17:03.128
	8	5	1h 17:02.9	0:00:02.	510	Louis Leclerc	SMYRNA	GA	Cat 4-5	00.222	1h 17:03.140
	9	5	1h 17:02.9	0:00:02.	540	Patrick Paul	Nassau	BH	Cat 4-5	00.357	1h 17:03.275
	10	5	1h 17:02.9	0:00:02.	516	Ryan Reid	Nassau	FL	Cat 4-5	00.402	1h 17:03.320
	11	5	1h 17:02.9	0:00:02.	517	Steve Owens	Friendship	MD	Cat 4-5	00.717	1h 17:03.635
	12	5	1h 17:02.9	0:00:02.	518	James Rolette	Tinley Park	IL	Cat 4-5	01.031	1h 17:03.949
	13	5	1h 17:02.9	0:00:02.	536	Sean Farrington	Nassau	BH	Cat 4-5	01.737	1h 17:04.655
	14	5	1h 17:42.0	0:00:41.	531	Van Demeritte	Nassau	BH	Cat 4-5	00.000	1h 17:42.044
	15	5	1h 18:24.2	0:01:23.	519	Adriano Basso	Toronto	ON	Cat 4-5	00.000	1h 18:24.238
	16	5	1h 26:04.2	0:09:03.	539	Robert Whittingh	Nassau	BH	Cat 4-5	00.000	1h 26:04.260
	17	2	57:10.771	0:19:49.	538	Richard Horton	Nassau	BH	Cat 4-5	00.000	57:10.771
	18	1	40:59.091	0:36:01.	530	Anthony Roberts	Nassau	BH	Cat 4-5	00.000	40:59.091