










Transponders											
	Pos.	Transpond	Laps	Elapsed Tim	Gap	Bib	Name	City	State	Category	Stage Elapsed Tim
	1	PW-006	4	2h 53:50.		39	Roslan River	Spring Hill	FL	Cat 3	2h 53:52.238
	2	TH-177	4	2h 53:50.	0:00:00.000	36	Soren Jense	NEW YORK	NY	Cat 3	2h 53:52.386
	3	TH-295	4	2h 53:50.	0:00:00.000	36	Zachary Rog	HAYMARKET	VA	Cat 3	2h 53:53.751
	4	FP-006	4	2h 53:50.	0:00:00.000	36	Jarrood Shoe	CLERMONT	FL	Cat 3	2h 54:01.322
	5	LC-713	4	2h 53:50.	0:00:00.000	36	Todd Bicklin	EDGEWATER	MD	Cat 3	2h 54:26.516
	6	RW-74	4	2h 53:50.	0:00:00.000	36	Adam Perez	RALEIGH	NC	Cat 3	2h 57:59.620
	7	TX-758	4	3h 07:20.	0:13:30.432	36	David Mcen	LARGO	FL	Cat 3	3h 07:20.904
	8	RF-484	3	2h 12:46.	0:41:04.225	37	Jay Major	NAssau	BH	Cat 3	2h 14:25.222
	DN	SS-304	3	2h 20:09.	0:33:40.761	36	David Antho	New York	NY	Cat 3	2h 20:09.711